



Side View



RS - 12887 - PR

25EL1USAHS + SQC + 1.25NA + 1.25ER1U-HPS

NN - 518E / PU - EPU - N518ENN





Side View



RS - 12887 - PR

25EL1USAHS + SQC + 1.25NA + 1.25ER1U-HPS

NN - 518E / PU - EPU - N518ENN





Side View



RS - 12887 - PR

1.25EL1U + 1.25NA + SQC + 1.25NA + 1.25ER1U

BE - 530E





Side View



RS - 12887 - PR

1.25EL1U + 1.25NA + SQC + 1.25NA + 1.25ER1U

BE - 530E





Side View



RS - 12887 - PR

1S1U

BFA - BLJ - 2047



RS - 12887 - PR

#6114

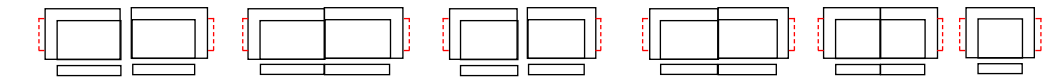
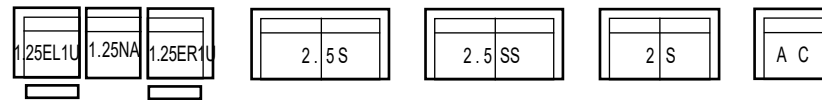
Brought to you by  HTL International

DIMENSION

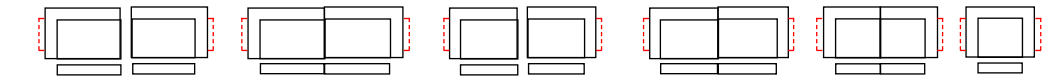
Updated : 17 / 04 / 2023

Configuration	Width		Seat Width		Depth		Seat Depth		Back Height		Seat Height		Weight		Volume	
	cm	inch	cm	inch	cm	inch	cm	inch	cm	inch	cm	inch	kg	lb	m ³	ft ³
2.5S2U, 2.5S2UA	212	83	162	64	107 - 160	42 - 63	56	22	71 - 99	28 - 39	46	18	130	287	1.61	56.88
2.5S2U-S, 2.5S2UA-S	212	83	162	64	107 - 160	42 - 63	56	22	71 - 99	28 - 39	46	18	130	287	1.61	56.88
25S2U-HPS, 25S2UA-HPS	212	83	162	64	107 - 160	42 - 63	56	22	71 - 99	28 - 39	46	18	130	287	1.61	56.88
2.5S2U-HP, 2.5S2UA-HP	212	83	162	64	107 - 160	42 - 63	56	22	71 - 99	28 - 39	46	18	130	287	1.61	56.88
2.5S2US, 2.5S2USA	196	77	146	57	107 - 160	42 - 63	56	22	71 - 99	28 - 39	46	18	118	260	1.49	52.58
2.5S2US-S, 2.5S2USA-S	196	77	146	57	107 - 160	42 - 63	56	22	71 - 99	28 - 39	46	18	118	260	1.49	52.58
25S2USHPS, 25S2USAHPS	196	77	146	57	107 - 160	42 - 63	56	22	71 - 99	28 - 39	46	18	118	260	1.49	52.58
25S2US-HP 25S2USA-HP	196	77	146	57	107 - 160	42 - 63	56	22	71 - 99	28 - 39	46	18	118	260	1.49	52.58
2S2UA	168	66	118	46	107 - 160	42 - 63	56	22	71 - 99	28 - 39	46	18	104	230	1.28	45.07
2S2UA-S	168	66	118	46	107 - 160	42 - 63	56	22	71 - 99	28 - 39	46	18	104	230	1.28	45.07
2S2UA-HPS	168	66	118	46	107 - 160	42 - 63	56	22	71 - 99	28 - 39	46	18	104	230	1.28	45.07
2S2UA-HP	168	66	118	46	107 - 160	42 - 63	56	22	71 - 99	28 - 39	46	18	104	230	1.28	45.07
1S1U	108	43	58	23	107 - 160	42 - 63	56	22	71 - 99	28 - 39	46	18	68	150	0.82	28.97
1S1U-S	108	43	58	23	107 - 160	42 - 63	56	22	71 - 99	28 - 39	46	18	68	150	0.82	28.97
1S1U-HP-S	108	43	58	23	107 - 160	42 - 63	56	22	71 - 99	28 - 39	46	18	68	150	0.82	28.97
1S1U-HP	108	43	58	23	107 - 160	42 - 63	56	22	71 - 99	28 - 39	46	18	68	150	0.82	28.97
2.5EL1USA, 2.5ER1USA	172	68	147	58	107 - 160	42 - 63	56	22	71 - 99	28 - 39	46	18	86	190	1.31	46.15
2.5EL1USA-S, 2.5ER1USA-S	172	68	147	58	107 - 160	42 - 63	56	22	71 - 99	28 - 39	46	18	86	190	1.31	46.15
25EL1USAHS, 25ER1USAHS	172	68	147	58	107 - 160	42 - 63	56	22	71 - 99	28 - 39	46	18	86	190	1.31	46.15
25EL1USAHP, 25ER1USAHP	172	68	147	58	107 - 160	42 - 63	56	22	71 - 99	28 - 39	46	18	86	190	1.31	46.15
1.5EL1U, 1.5ER1U	106	42	81	32	107 - 160	42 - 63	56	22	71 - 99	28 - 39	46	18	65	144	0.81	28.44
1.5EL1U-S, 1.5ER1U-S	106	42	81	32	107 - 160	42 - 63	56	22	71 - 99	28 - 39	46	18	65	144	0.81	28.44
1.5EL1UHPS, 1.5ER1UHPS	106	42	81	32	107 - 160	42 - 63	56	22	71 - 99	28 - 39	46	18	65	144	0.81	28.44
1.5EL1U-HP, 1.5ER1U-HP	106	42	81	32	107 - 160	42 - 63	56	22	71 - 99	28 - 39	46	18	65	144	0.81	28.44
1.25EL1U, 1.25ER1U	98	39	73	29	107 - 160	42 - 63	56	22	71 - 99	28 - 39	46	18	59	130	0.74	26.29
1.25EL1U-S, 1.25ER1U-S	98	39	73	29	107 - 160	42 - 63	56	22	71 - 99	28 - 39	46	18	59	130	0.74	26.29
125EL1UHPS, 125ER1UHPS	98	39	73	29	107 - 160	42 - 63	56	22	71 - 99	28 - 39	46	18	59	130	0.74	26.29
125EL1U-HP, 125ER1U-HP	98	39	73	29	107 - 160	42 - 63	56	22	71 - 99	28 - 39	46	18	59	130	0.74	26.29
1EL1U, 1ER1U	84	33	59	23	107 - 160	42 - 63	56	22	71 - 99	28 - 39	46	18	52	115	0.64	22.54
1EL1U-S, 1ER1U-S	84	33	59	23	107 - 160	42 - 63	56	22	71 - 99	28 - 39	46	18	52	115	0.64	22.54
1EL1U-HP-S, 1ER1U-HP-S	84	33	59	23	107 - 160	42 - 63	56	22	71 - 99	28 - 39	46	18	52	115	0.64	22.54
1EL1U-HP, 1ER1U-HP	84	33	59	23	107 - 160	42 - 63	56	22	71 - 99	28 - 39	46	18	52	115	0.64	22.54
1.25NA	74	29	74	29	107	42	56	22	71 - 99	28 - 39	46	18	27	60	0.56	19.85
SQC	119	47	-	-	119	47	-	-	71 - 99	28 - 39	46	18	48	106	1.01	35.51
1.25ELT, 1.25ERT	121	48	121	48	107	42	56	22	71 - 99	28 - 39	46	18	35	78	0.92	32.46
2.5S	212	83	162	64	107	42	56	22	71 - 99	28 - 39	46	18	85	188	1.61	56.88
2.5SS	196	77	146	57	107	42	56	22	71 - 99	28 - 39	46	18	78	172	1.49	52.58
2S	168	66	118	46	107	42	56	22	71 - 99	28 - 39	46	18	68	150	1.28	45.07
AC	108	43	58	23	107	42	56	22	71 - 99	28 - 39	46	18	43	95	0.82	28.97

COMBINATIONS



2.5S2U-HPS (1.5ER1UHPS + 1.5EL1UHPS) 2.5S2UA-HPS 2.5S2USHPS (1.25EL1UHPS + 1.25ER1UHPS) 2.5S2USAHPS 2S2UA-HPS 1S1U-HP-S



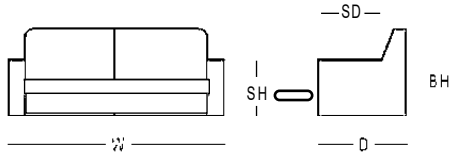
2.5S2U-HP (1.5ER1U-HP + 1.5EL1U-HP) 2.5S2UA-HP 2.5S2US-HP (1.25EL1U-HP + 1.25ER1U-HP) 2.5S2USA-HP 2S2UA-HP 1S1U-HP



2.5S2U-S (1.5ER1U-S + 1.5EL1U-S) 2.5S2UA-S 2.5S2US-S (1.25EL1U-S + 1.25ER1U-S) 2.5S2USA-S 2S2UA-S 1S1U-S



2.5S2U (1.5ER1U + 1.5EL1U) 2.5S2UA 2.5S2US (1.25EL1U + 1.25ER1U) 2.5S2USA 2S2UA 1S1U



CONSTRUCTION

- ⇒ **SEAT** : No-sag Spring
 - ⇒ **BACK REST** : Rubber Webbing
 - ⇒ **SEAT CUSHION** : D/38S + D/29 + Inner Coil
 - ⇒ **BACK REST CUSHION** : D/22
 - ⇒ **SOFA LEGS** :
 - Main legs code : MLG-1497-23L
 - Support legs code : MLG-1790-23L / MLG-1790-23L
 - MLG-1510-23L
 - material : Metal
 - height : 140mm (MLG-1497-23L)
 - 100mm (MLG-1791 / 1790-23L)
 - 130mm (MLG-1510-23L)
 - colour : 23 =Matte Black
- Sofa legs are packed separately

* Available in **ELECTRIC with USB Port (U)** Versions